

# Indigent Defense

## TIDC Indigent Defense Expenditure Report (IDER) Training

Debra Stewart, [dstewart@tidc.texas.gov](mailto:dstewart@tidc.texas.gov)



# IDER Manual

<http://www.tidc.texas.gov/grants-reporting/ider.aspx>

## STEP 1

Collect case and expense information for each court from the county's general ledger or invoices for payments made to represent indigent defendants or juvenile respondents.

Information for court report

Four categories of expenditures

1. Attorney Fees
2. Investigation Cost
3. Expert Witness Cost
4. Other Direct Litigation Cost

Number of disposed cases by per attorney and per level of case

Additional information for detailed attorney report

1. attorney bar card number.
2. attorney fee per attorney
3. case counts per attorney

Information per court.

## STEP 2

Review the information to ensure that payments related to civil cases or general government costs are excluded.

## STEP 3

Log into reporting database

<https://tidc.tamu.edu/>

## STEP 4

Submit attorney detail for each court by clicking the Attorney Detail Report link on each court page or email the Excel worksheet

<http://www.tidc.texas.gov/media/22360/CourtAttorneyReportingTemplate.xlsx>

[JVanBeek@ppri.tamu.edu](mailto:JVanBeek@ppri.tamu.edu)

## STEP 5

Confirm the court page information and the countywide totals against the general ledger totals from county records



## STEP 6

Click the “submit” button and print the resulting confirmation page.

Samples of IDER  
Reports and why we  
would call and ask a  
question.



**Texas Indigent Defense Commission  
Indigent Defense Expenditure Report**

[IDER Instructions](#)

Fiscal Year Used by County:

Reporting Period:

County's Accounting Method:

Financial Officer:

Contact Person, email address, and phone (if other than above) for report issues:

**Reimbursements**

Do not submit the following reimbursement amounts from other sections on this report.

Reimbursements: Total Amount Collected From Defendants Pre or Post Disposition:

Reimbursements: Total Amount Received From the State Comptroller for 11.071 Writs of Habeas Corpus Costs:

Reimbursements: Total Amount Received For Indigent Defense Costs From Other Private or Government Grants:

**Regional Indigent Defense Programs**

Total funds received from participating counties:

Total funds paid to host counties for regional indigent defense programs:

Unobligated Fund Balance or Carryover from all money received from participating counties as of September 30, 2016:

**Court Report**

Complete one chart of expenditures for each court (i.e., constitutional county court, statutory court, district court and/or appellate court) in the county that hears criminal cases and criminal juvenile matters. The County Magistrate Court and Juvenile Court have been included for the cases where the costs and numbers cannot be assigned to a specific court otherwise listed.

To add or remove a court from the list below contact Jim VanBeek at [jvanbeek@cpri.tamu.edu](mailto:jvanbeek@cpri.tamu.edu).

Click on a court name to submit expenses for the selected court.

		Court Report		Attorney Detail Report		Differences	
Court	Court ID	Total Expenditures	Attorney Fees	Total Cases	Attorney Fees	Total Cases	Attorney Case Count
<a href="#">229th District Court</a>	320660229	\$103,150.00	\$103,150.00	111	\$103,150.00	111	
<a href="#">County Court</a>	520660001	\$16,856.00	\$13,850.00	59	\$13,850.00	59	

**NEW** Optionally, the Attorney Detail Report for a county can be uploaded and imported at this [link](#). The file must meet stringent requirements to upload successfully. Manual entry is probably easier for most smaller counties.

### Reimbursements

Do not subtract the following reimbursement amounts from other sections on this report.

Reimbursements: Total Amount Collected From Defendants Pre or Post Disposition	<input type="text" value="\$7,234.00"/>
Reimbursements: Total Amount Received From the State Comptroller for 11.071 Writs of Habeas Corpus Costs	<input type="text"/>
Reimbursements: Total Amount Received For Indigent Defense Costs From Other Private or Government Grants	<input type="text"/>

### Regional Indigent Defense Programs



Total funds received from participating counties	<input type="text"/>
Total funds paid to host counties for regional indigent defense programs	<input type="text"/>
Unobligated Fund Balance or Carryover from all money received from participating counties as of September 30, 2016	<input type="text"/>

### Court Report

Complete one chart of expenditures for each court (i.e., constitutional county court, statutory court, district court and/or appellate court) in the county that hears criminal cases and criminal juvenile matters. The County Magistrate Court and Juvenile Court have been included for the cases where the costs and numbers cannot be assigned to a specific court otherwise listed.

To add or remove a court from the list below contact Jim VanBeek at [jvanbeek@cpri.lamu.edu](mailto:jvanbeek@cpri.lamu.edu).

Click on a court name to submit expenses for the selected court.

		Court Report		Attorney Detail Report		Differences		
Court	Court ID	Total Expenditures	Attorney Fees	Total Cases	Attorney Fees	Total Cases	Attorney Case Fees	Count
<a href="#">229th District Court</a>	320660229	\$103,150.00	\$103,150.00	111	\$103,150.00	111		
<a href="#">County Court</a>	520660001	\$16,856.00	\$13,850.00	59	\$13,850.00	59		

**NEW** Optionally, the Attorney Detail Report for a county can be uploaded and imported at this [link](#). The file must meet stringent requirements to upload successfully. Manual entry is probably easier for most smaller counties.

### Reimbursements

Do not subtract the following reimbursement amounts from other sections on this report.

Reimbursements: Total Amount Collected From Defendants Pre or Post Disposition	\$19,907.00
Reimbursements: Total Amount Received From the State Comptroller for 11 071 Writs of Habeas Corpus Costs	\$0.00
Reimbursements: Total Amount Received For Indigent Defense Costs From Other Private or Government Grants	\$21,615.25

### Regional Indigent Defense Programs



Total funds received from participating counties	\$0.00
Total funds paid to host counties for regional indigent defense programs	\$13,900.21
Unobligated Fund Balance or Carryover from all money received from participating counties as of September 30, 2016	\$0.00

### Court Report

Complete one chart of expenditures for each court (i.e., constitutional county court, statutory court, district court and/or appellate court) in the county that hears criminal cases and criminal juvenile matters. The County Magistrate Court and Juvenile Court have been included for the cases where the costs and numbers cannot be assigned to a specific court otherwise listed.

To add or remove a court from the list below contact Jim VanBeek at [jvanbeek@cpod.tamu.edu](mailto:jvanbeek@cpod.tamu.edu)

Click on a court name to submit expenses for the selected court.

Court	Court ID	Court Report		Attorney Detail Report		Differences	
		Total Expenditures	Attorney Fees	Total Cases	Attorney Fees	Total Cases	Attorney Fees Case Count
<a href="#">97th District Court</a>	321690097	\$163,534.75	\$158,020.70	275	\$158,020.70	275	
<a href="#">County Court</a>	601690001	\$37,054.00	\$37,049.48	408	\$37,049.48	408	

### Reimbursements

Do not submit the following reimbursement amounts from other sections on this report:

Reimbursements: Total Amount Collected From Defendants Pre or Post Disposition	<input type="text" value="\$766.00"/>
Reimbursements: Total Amount Received From the State Comptroller for 11,071 Writs of Habeas Corpus Costs	<input type="text"/>
Reimbursements: Total Amount Received For Indigent Defense Costs From Other Private or Government Grants	<input type="text"/>

### Regional Indigent Defense Programs




Total funds received from participating counties	<input type="text"/>
Total funds paid to host counties for regional indigent defense programs	<input type="text" value="\$1,000.00"/>
Unobligated Fund Balance or Carryover from all money received from participating counties as of September 30, 2016	<input type="text"/>

### Court Report

Complete one chart of expenditures for each court (i.e., constitutional county court, statutory court, district court and/or appellate court) in the county that hears criminal cases and criminal juvenile matters. The County Magistrate Court and Juvenile Court have been included for the cases where the costs and numbers cannot be assigned to a specific court otherwise listed.

To add or remove a court from the list below contact Jim VanBeek at [jvanbeek@ogn.tamu.edu](mailto:jvanbeek@ogn.tamu.edu).

Click on a court name to submit expenses for the selected court.

Court	Court ID	Court Report		Attorney Detail Report		Differences		
		Total Expenditures	Attorney Fees	Total Cases	Attorney Fees	Total Cases	Attorney Case Fees	
<a href="#">32nd District Court</a>	320760032	\$7,600.00	\$7,600.00	13	\$7,600.00	13		
<a href="#">County Court</a>	520760001							
<a href="#">Multi-County Court at Law</a>	540761101							

**NEW** Optionally, the Attorney Detail Report for a county can be uploaded and imported at this [link](#). The file must meet stringent requirements to upload successfully. Manual entry is probably easier for most smaller counties.

### Indigent Defense Increased Administrative Expenditure Report Addendum

If a county has increased administrative costs due to indigent defense, complete this chart.

*Complete Increased Indigent Defense Administrative Expenditure Report Addendum*

Assigned Counsel				
Contract Counsel				
Managed Assigned Counsel				

**Adult Non-Capital Felony**

Assigned Counsel	\$1,000.00		\$34,105.00	
Contract Counsel	\$31,923.84			
Managed Assigned Counsel				

**Adult Misdemeanor**

Assigned Counsel				
Contract Counsel				
Managed Assigned Counsel				
<b>Total</b>	\$32,923.84	\$0.00	\$34,105.00	\$0.00

**Juvenile Appeals**

Assigned Counsel				
Contract Counsel	\$15,961.92			
Managed Assigned Counsel				

**Adult Felony Appeals**

Assigned Counsel				
Contract Counsel				
Managed Assigned Counsel				

**Adult Misdemeanor Appeals**

Assigned Counsel				
Contract Counsel				
Managed Assigned Counsel				
<b>Total</b>	\$15,961.92	\$0.00	\$0.00	\$0.00

Provide the total number of cases paid to indigent defense counsel in this court for each of the following categories.

	Assigned Counsel Cases	Contract Counsel Cases	Managed Assigned Counsel Cases	Public Defender Cases
Juvenile Cases				
Capital Murder Cases				
Adult Non-Capital Felony Cases	2	48		
Adult Misdemeanor Cases		24		
Juvenile Appeal Cases				
Felony Appeal Cases				
Misdemeanor Appeal Cases				



Managed Assigned Counsel

**Adult Non-Capital Felony**

Assigned Counsel				
Contract Counsel				
Managed Assigned Counsel				

**Adult Misdemeanor**

Assigned Counsel				
Contract Counsel				
Managed Assigned Counsel				
<b>Total</b>	\$0.00	\$0.00	\$0.00	\$0.00

**Juvenile Appeals**

Assigned Counsel				
Contract Counsel				
Managed Assigned Counsel				

**Adult Felony Appeals**

Assigned Counsel	\$116,155.66	\$10,451.00	\$1,275.00	\$46,369.00
Contract Counsel				
Managed Assigned Counsel				

**Adult Misdemeanor Appeals**

Assigned Counsel				
Contract Counsel				
Managed Assigned Counsel				
<b>Total</b>	\$116,155.66	\$10,451.00	\$1,275.00	\$46,369.00

Provide the total number of cases paid to indigent defense counsel in this court for each of the following categories.

	Assigned Counsel Cases	Contract Counsel Cases	Managed Assigned Counsel Cases	Public Defender Cases
Juvenile Cases				
Capital Murder Cases				
Adult Non-Capital Felony Cases	204			
Adult Misdemeanor Cases				
Juvenile Appeal Cases				
<b>Felony Appeal Cases</b>				
Misdemeanor Appeal Cases				
<b>Total Cases</b>	204	0	0	0

Click to add attorney case counts and total paid on the Attorney Detail of the Court Expenditure



**Indigent Defense Expenditure Report, Court Report**

**th District Court**

**Expenditures**  
October 1, 2015 - September 30, 2016

Category of Services	Attorney Fees	Investigation Expenditures	Expert Witness Expenditures	Other Litigation Expenditures
<b>Juvenile</b>				
Assigned Counsel				
Contract Counsel				
Managed Assigned Counsel				
<b>Capital Murder</b>				
Assigned Counsel				
Contract Counsel				
Managed Assigned Counsel				
<b>Adult Non-Capital Felony</b>				
Assigned Counsel				
Contract Counsel				
Managed Assigned Counsel				
<b>Adult Misdemeanor</b>				
Assigned Counsel	\$2,352.38			
Contract Counsel				
Managed Assigned Counsel				
<b>Total</b>	<b>\$2,352.38</b>	<b>\$0.00</b>	<b>\$0.00</b>	<b>\$0.00</b>
<b>Juvenile Appeals</b>				
Assigned Counsel				
Contract Counsel				
Managed Assigned Counsel				
<b>Adult Felony Appeals</b>				
Assigned Counsel				
Contract Counsel				
Managed Assigned Counsel				
<b>Adult Misdemeanor Appeals</b>				
Assigned Counsel				
Contract Counsel				
Managed Assigned Counsel				
<b>Total</b>	<b>\$0.00</b>	<b>\$0.00</b>	<b>\$0.00</b>	<b>\$0.00</b>

Indigent Defense Expenditure Report, Court Report, [REDACTED]				
County Court				
Expenditures October 1, 2015 - September 30, 2016				
Category of Services	Attorney Fees	Investigation Expenditures	Expert Witness Expenditures	Other Litigation Expenditures
<b>Juvenile</b>				
Assigned Counsel				
Contract Counsel				
Managed Assigned Counsel				
<b>Capital Murder</b>				
Assigned Counsel				
Contract Counsel				
Managed Assigned Counsel				
<b>Adult Non-Capital Felony</b>				
Assigned Counsel	\$10,293.75			
Contract Counsel				
Managed Assigned Counsel				
<b>Adult Misdemeanor</b>				
Assigned Counsel				
Contract Counsel				
Managed Assigned Counsel				
<b>Total</b>	\$10,293.75	\$0.00	\$0.00	\$0.00
<b>Juvenile Appeals</b>				
Assigned Counsel				
Contract Counsel				
Managed Assigned Counsel				
<b>Adult Felony Appeals</b>				
Assigned Counsel				
Contract Counsel				
Managed Assigned Counsel				
<b>Adult Misdemeanor Appeals</b>				
Assigned Counsel				
Contract Counsel				
Managed Assigned Counsel				
<b>Total</b>	\$0.00	\$0.00	\$0.00	\$0.00

Provide the total number of cases paid to indigent defense counsel in this court for each of the following categories

Assigned Counsel				
Contract Counsel				
Managed Assigned Counsel				

**Adult Non-Capital Felony**

Assigned Counsel	\$29,885.34	\$1,412.50		\$650.00
Contract Counsel				
Managed Assigned Counsel				

**Adult Misdemeanor**

Assigned Counsel				
Contract Counsel				
Managed Assigned Counsel				
<b>Total</b>	\$31,972.84	\$1,412.50	\$0.00	\$650.00

**Juvenile Appeals**

Assigned Counsel				
Contract Counsel				
Managed Assigned Counsel				

**Adult Felony Appeals**

Assigned Counsel	\$2,500.00			\$412.50
Contract Counsel				
Managed Assigned Counsel				

**Adult Misdemeanor Appeals**

Assigned Counsel				
Contract Counsel				
Managed Assigned Counsel				
<b>Total</b>	\$2,500.00	\$0.00	\$0.00	\$412.50

Provide the total number of cases paid to indigent defense counsel in this court for each of the following categories.



	Assigned Counsel Cases	Contract Counsel Cases	Managed Assigned Counsel Cases	Public Defender Cases
Juvenile Cases	6			
Capital Murder Cases				
Adult Non-Capital Felony Cases	66			
<b>Adult Misdemeanor Cases</b>	<b>3</b>			
Juvenile Appeal Cases				
Felony Appeal Cases	1			
Misdemeanor Appeal Cases				

## Court Report

Complete one chart of expenditures for each court (i.e., constitutional county court, statutory court, district court and/or appellate court) in the county that hears criminal cases and criminal juvenile matters. The County Magistrate Court and Juvenile Court have been included for the cases where the costs and numbers cannot be assigned to a specific court otherwise listed.

To add or remove a court from the list below contact Jim VanBeek at [jvanbeek@ppri.tamu.edu](mailto:jvanbeek@ppri.tamu.edu).

Click on a court name to submit expenses for the selected court.

Court	Court ID	Court Report		Attorney Detail Report		Differences	
		Total Expenditures	Attorney Fees	Total Cases	Attorney Fees	Total Cases	Attorney Fees
<a href="#">452nd District Court</a>	321640452	\$18,404.46	\$16,654.46	25	\$16,654.46	26	1 
<a href="#">County Court</a>	521640001	\$2,502.50	\$2,502.50	7	\$2,502.50	7	

**NEW** Optionally, the Attorney Detail Report for a county can be uploaded and imported at this [link](#). The file must meet stringent requirements to upload successfully. Manual entry is probably easier for most smaller counties.

### Indigent Defense Increased Administrative Expenditure Report Addendum

If a county has increased administrative costs due to indigent defense, complete this chart.


[Complete Increased Indigent Defense Administrative Expenditure Report Addendum](#)

**Attorney Detail for the Court Expenditure Report**  
 Court ID: ██████████

Instructions: Enter a bar card number, the number of cases for each category, and the total amount paid to the attorney. If you enter a valid Bar Card number, the attorney name should appear. If the Attorney Name field says that the name was "not found", the Bar Card is most likely invalid. Then click on the "Save" button. The screen will refresh and a new line will be provided to enter an additional attorney. You may select the sort order in the drop down. Click on "Save" to update your changes and then click on "Close" when you are done. Click on [Load Previous](#) to add attorneys reporting for this court in the previous year.

Sort by

#	Bar Card	Attorney Name	Juvenile Cases Paid	Capital Murder Cases Paid	Adult Felony Cases Paid	Adult Misdemeanor Cases Paid	Juvenile Appeals Cases Paid	Felony Appeals Cases Paid	Misdemeanor Appeals Cases Paid	Total Attorney Fees Paid	A%	J%
1					3800							X
2					2200							X
3					5700							X
4					1308			9623			25% 0%	X
5					1450							X
6					3000							X
7					1800							X
8					2100							X
9					1800			11108			20% 0%	X
10					600							X
11			9799		6500							X
12			2600		2600							X
13			2600		950							X
14			950		4300						30% 5%	X
15			4300		4200							X
16			4300		3000							X
17			4300		1800							X
18			4200		11050							X
19			4200		8875			1654			25% 2%	X
20			3000		3400							X
21			3000		3950							X
22			1800		3650						34% 2%	X
23			1800		6200							X
24			11050		3400						7% 0%	X
25			8875		9070							X
26			3400		600							X
27			3400		4500							X
28			17100		600							X
29					600							X
30					17100						25% 0%	X



**Attorney Detail for the Court Expenditure Report for FY16**  
 Court ID: 322040

Instructions: Enter a bar card number, the number of cases for each category, and the total amount paid to the attorney. If you enter a valid Bar Card number, the attorney name should appear. If the Attorney Name field says that the name was "not found", the Bar Card is most likely invalid. Then click on the "Save" button. The screen will refresh and a new line will be provided to enter an additional attorney. You may select the sort order in the drop down. Click on "Save" to update your changes and then click on "Close" when you are done. Click on [Load Previous](#) to add attorneys reporting for this court in the previous year.

#	Bar Card	Attorney Name	Juvenile Cases Paid	Capital Murder Cases Paid	Adult Felony Cases Paid	Adult Misdemeanor Cases Paid	Juvenile Appeals Cases Paid	Felony Appeals Cases Paid	Misdemeanor Appeals Cases Paid	Total Attorney Fees Paid	A%	J%
1			<input type="text" value="650"/>	<input type="text"/>	<input type="text" value="4100"/>	<input type="text"/>	<input type="text"/>	<input type="text"/>	<input type="text"/>	<input type="text" value="\$4,750.00"/>		
2			<input type="text"/>	<input type="text"/>	<input type="text" value="7415"/>	<input type="text"/>	<input type="text"/>	<input type="text"/>	<input type="text"/>	<input type="text"/>	20%	1%
3			<input type="text" value="900"/>	<input type="text"/>	<input type="text" value="7589"/>	<input type="text"/>	<input type="text"/>	<input type="text"/>	<input type="text"/>	<input type="text" value="\$8,489.00"/>	15%	5%
4			<input type="text" value="500"/>	<input type="text"/>	<input type="text" value="625"/>	<input type="text"/>	<input type="text"/>	<input type="text"/>	<input type="text"/>	<input type="text" value="\$1,125.00"/>		
5			<input type="text"/>	<input type="text"/>	<input type="text"/>	<input type="text"/>	<input type="text"/>	<input type="text"/>	<input type="text"/>	<input type="text"/>		
<b>Totals</b>			2050	0	19729	0	0	0	0	\$14,364.00		

## Court Report

Complete one chart of expenditures for each court (i.e., constitutional county court, statutory court, district court and/or appellate court) in the county that hears criminal cases and criminal juvenile matters. The County Magistrate Court and Juvenile Court have been included for the cases where the costs and numbers cannot be assigned to a specific court otherwise listed.

To add or remove a court from the list below contact Jim VanBeek at [jvanbeek@ppri.tamu.edu](mailto:jvanbeek@ppri.tamu.edu).

Click on a court name to submit expenses for the selected court.

Court	Court ID	Court Report		Attorney Detail Report		Differences		
		Total Expenditures	Attorney Fees	Total Cases	Attorney Fees	Total Cases	Attorney Fees	Case Count
<a href="#">31st District Court</a>	321480001	\$8,017.45	\$7,712.50		\$8,017.45	12	\$304.95	12
<a href="#">County Court</a>	521480001	\$500.00	\$500.00		\$500.00	1		1

**NEW** Optionally, the Attorney Detail Report for a county can be uploaded and imported at this [link](#). The file must meet stringent requirements to upload successfully. Manual entry is probably easier for most smaller counties.

### Indigent Defense Increased Administrative Expenditure Report Addendum

If a county has increased administrative costs due to indigent defense, complete this chart.




[Complete Increased Indigent Defense Administrative Expenditure Report Addendum](#)

## Court Report

Complete one chart of expenditures for each court (i.e., constitutional county court, statutory court, district court and/or appellate court) in the county that hears criminal cases and criminal juvenile matters. The County Magistrate Court and Juvenile Court have been included for the cases where the costs and numbers cannot be assigned to a specific court otherwise listed.

To add or remove a court from the list below contact Jim VanBeek at [yanbeek@cpri.tamu.edu](mailto:yanbeek@cpri.tamu.edu).

Click on a court name to submit expenses for the selected court.

Court	Court ID	Court Report		Attorney Detail Report		Differences		
		Total Expenditures	Attorney Fees	Total Cases	Attorney Fees	Total Cases	Attorney Fees	
<a href="#">31st District Court</a>	321060001	\$14,508.20	\$14,330.00	25	\$14,508.20	25	\$178.20	
<a href="#">County Court</a>	521060001	\$7,250.00	\$7,250.00	15	\$7,250.00	15		

**NEW** Optionally, the Attorney Detail Report for a county can be uploaded and imported at this [link](#). The file must meet stringent requirements to upload successfully. Manual entry is probably easier for most smaller counties.

## Indigent Defense Increased Administrative Expenditure Report Addendum

If a county has increased administrative costs due to indigent defense, complete this chart.

[Complete Increased Indigent Defense Administrative Expenditure Report Addendum](#)



Indigent Defense Expenditure Report, Court F [REDACTED]

This court's Indigent Defense Expenditures  
October 1, 2015 - September 30, 2016

Category of Services	Attorney Fees	Investigation Expenditures	Expert Witness Expenditures	Other Litigation Expenditures
<b>Juvenile</b>				
Assigned Counsel	\$1,750.00			
Contract Counsel				
Managed Assigned Counsel				
<b>Capital Murder</b>				
Assigned Counsel				
Contract Counsel				
Managed Assigned Counsel				
<b>Adult Non-Capital Felony</b>				
Assigned Counsel	\$19,001.25			
Contract Counsel			\$9,267.50	\$8,267.00
Managed Assigned Counsel				
<b>Adult Misdemeanor</b>				
Assigned Counsel				
Contract Counsel				
Managed Assigned Counsel				
<b>Total</b>	<b>\$20,751.25</b>	<b>\$0.00</b>	<b>\$9,267.50</b>	<b>\$8,267.00</b>
<b>Juvenile Appeals</b>				
Assigned Counsel				
Contract Counsel				
Managed Assigned Counsel				
<b>Adult Felony Appeals</b>				
Assigned Counsel				
Contract Counsel				
Managed Assigned Counsel				
<b>Adult Misdemeanor Appeals</b>				
Assigned Counsel				
Contract Counsel				
Managed Assigned Counsel				
<b>Total</b>	<b>\$0.00</b>	<b>\$0.00</b>	<b>\$0.00</b>	<b>\$0.00</b>

Managed Assigned Counsel	\$0.00	\$0.00	\$0.00	\$0.00
<b>Adult Misdemeanor</b>				
Assigned Counsel	\$0.00	\$0.00	\$0.00	\$0.00
Contract Counsel	\$0.00	\$0.00	\$0.00	\$0.00
Managed Assigned Counsel	\$0.00	\$0.00	\$0.00	\$0.00
<b>Total</b>	<b>\$18,130.00</b>	<b>\$0.00</b>	<b>\$0.00</b>	<b>\$1,923.35</b>
<b>Juvenile Appeals</b>				
Assigned Counsel	\$0.00	\$0.00	\$0.00	\$0.00
Contract Counsel	\$0.00	\$0.00	\$0.00	\$0.00
Managed Assigned Counsel	\$0.00	\$0.00	\$0.00	\$0.00
<b>Adult Felony Appeals</b>				
Assigned Counsel	\$3,131.00	\$0.00	\$0.00	\$0.00
Contract Counsel	\$0.00	\$0.00	\$0.00	\$0.00
Managed Assigned Counsel	\$0.00	\$0.00	\$0.00	\$0.00
<b>Adult Misdemeanor Appeals</b>				
Assigned Counsel	\$0.00	\$0.00	\$0.00	\$0.00
Contract Counsel	\$0.00	\$0.00	\$0.00	\$0.00
Managed Assigned Counsel	\$0.00	\$0.00	\$0.00	\$0.00
<b>Total</b>	<b>\$3,131.00</b>	<b>\$0.00</b>	<b>\$0.00</b>	<b>\$0.00</b>

Provide the total number of cases paid to indigent defense counsel in this court for each of the following categories.

	Assigned Counsel Cases	Contract Counsel Cases	Managed Assigned Counsel Cases	Public Defender Cases
Juvenile Cases	0	0	0	0
Capital Murder Cases	0	0	0	0
Adult Non-Capital Felony Cases	57	0	0	0
Adult Misdemeanor Cases	0	0	0	0
Juvenile Appeal Cases	0	0	0	0
Felony Appeal Cases	3	0	0	0
Misdemeanor Appeal Cases	0	0	0	0
<b>Total Cases</b>	<b>60</b>	<b>0</b>	<b>0</b>	<b>0</b>

[Click to add attorney case counts and total paid on the Attorney Detail of the Court Expenditure Report.](#)

If you are unable to follow the instructions in the IDER manual please check one or more of the boxes:  
 Cases reported above are based on information from a clerk's office and not associated with the payment

**Limestone County**

Year	2001	2012	2013	2014	2015	2016	Texas 2016	
Population (Non-Census years are estimates)		22,295	23,858	24,094	22,982	24,186	24,104	27,725,192
Felony Charges Added (from OCA report)			377	386	399	371	385	276,879
Felony Cases Paid			225	279	344	329	341	200,580
% Felony Charges Defended with Appointed Counsel			60%	72%	86%	89%	89%	72%
Felony Trial Court-Attorney Fees		\$119,244	\$117,705	\$143,117	\$140,064	\$132,236		\$115,192,600
Total Felony Court Expenditures		\$149,790	\$144,660	\$152,617	\$164,904	\$138,536		\$131,727,198
Misdemeanor Charges Added (from OCA report)			534	581	552	508	490	481,253
Misdemeanor Cases Paid			223	232	198	188	161	214,674
% Misdemeanor Charges Defended with Appointed Counsel			42%	40%	36%	37%	33%	45%
Misdemeanor Trial Court Attorney Fees		\$91,781	\$72,169	\$44,379	\$44,934	\$35,433		\$40,245,051
Total Misdemeanor Court Expenditures		\$91,781	\$72,169	\$45,579	\$44,934	\$35,433		\$41,003,480
Juvenile Charges Added (from OCA report)			32	24	25	22	17	27,307
Juvenile Cases Paid			37	11	15	14	13	41,989
Juvenile Attorney Fees		\$19,446	\$3,840	\$4,813	\$5,266	\$2,735		\$11,119,664
Total Juvenile Expenditures		\$19,446	\$3,840	\$4,813	\$5,266	\$2,735		\$11,424,425
Total Attorney Fees	\$71,083	\$238,911	\$204,949	\$196,065	\$202,653	\$175,084		\$172,232,454
Total ID Expenditures	\$71,083	\$318,956	\$311,291	\$265,497	\$298,245	\$252,260		\$247,730,647
Increase In Total Expenditures over 2001 Baseline		349%	338%	274%	320%	255%		179%
Total ID Expenditures per Population	\$3.19	\$13.37	\$12.92	\$11.55	\$12.33	\$10.47		\$8.94
Commission Formula Grant Disbursement		\$32,754	\$26,910	\$44,177	\$26,599	\$27,212		\$25,056,873
Costs Recouped from Defendants		\$18,265	\$15,939	\$21,957	\$14,586	\$16,465		\$11,055,035

**Palo Pinto County**

Year	2001	2012	2013	2014	2015	2016	Texas 2016
Population (Non-Census years are estimates)	27,398	28,375	28,497	28,635	28,743	28,382	27,725,192
Felony Charges Added (from OCA report)		367	376	392	436	452	276,879
Felony Cases Paid		212	266	243	321	265	200,580
% Felony Charges Defended with Appointed Counsel		58%	71%	62%	74%	59%	72%
Felony Trial Court-Attorney Fees		\$85,720	\$106,400	\$100,825	\$135,200	\$106,682	\$115,192,600
Total Felony Court Expenditures		\$88,951	\$111,621	\$106,881	\$142,142	\$112,352	\$131,727,198
Misdemeanor Charges Added (from OCA report)		617	616	549	497	508	481,253
Misdemeanor Cases Paid		58	45	56	53	82	214,674
% Misdemeanor Charges Defended with Appointed Counsel		9%	7%	10%	11%	16%	45%
Misdemeanor Trial Court Attorney Fees		\$11,850	\$9,425	\$12,150	\$11,475	\$18,475	\$40,245,051
Total Misdemeanor Court Expenditures		\$11,850	\$9,425	\$12,600	\$11,475	\$18,475	\$41,003,480
Juvenile Charges Added (from OCA report)		6	12	2	7	4	27,307
Juvenile Cases Paid		20	21	10	18	8	41,989
Juvenile Attorney Fees		\$5,850	\$5,175	\$2,475	\$5,175	\$3,600	\$11,119,664
Total Juvenile Expenditures		\$5,850	\$5,175	\$2,475	\$5,175	\$3,600	\$11,424,425
Total Attorney Fees	\$69,658	\$112,520	\$126,600	\$120,350	\$157,200	\$134,142	\$172,232,454
Total ID Expenditures	\$76,824	\$134,737	\$143,160	\$133,375	\$175,294	\$144,911	\$247,730,647
Increase In Total Expenditures over 2001 Baseline		75%	86%	74%	128%	89%	179%
Total ID Expenditures per Population	\$2.80	\$4.75	\$5.02	\$4.66	\$6.10	\$5.11	\$8.94
Commission Formula Grant Disbursement		\$17,057	\$22,070	\$36,813	\$24,263	\$25,993	\$25,056,873
Costs Recouped from Defendants		\$7,862	\$9,286	\$5,519	\$8,507	\$7,405	\$11,055,035